

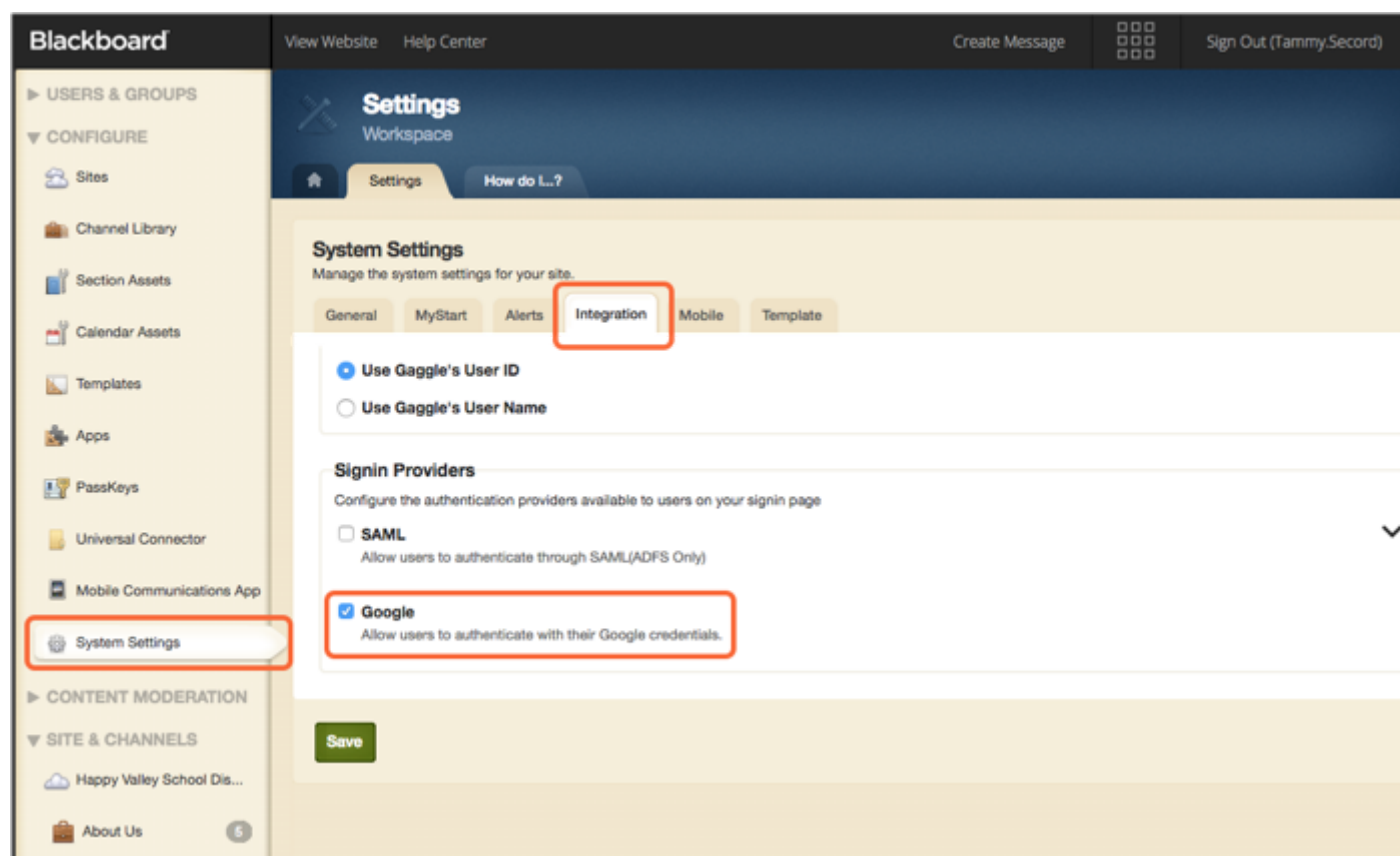
Administrator

Web Community Manager Release 4 (2.20)

Here is what is new in Release 4 (2.20).


Google sign-in

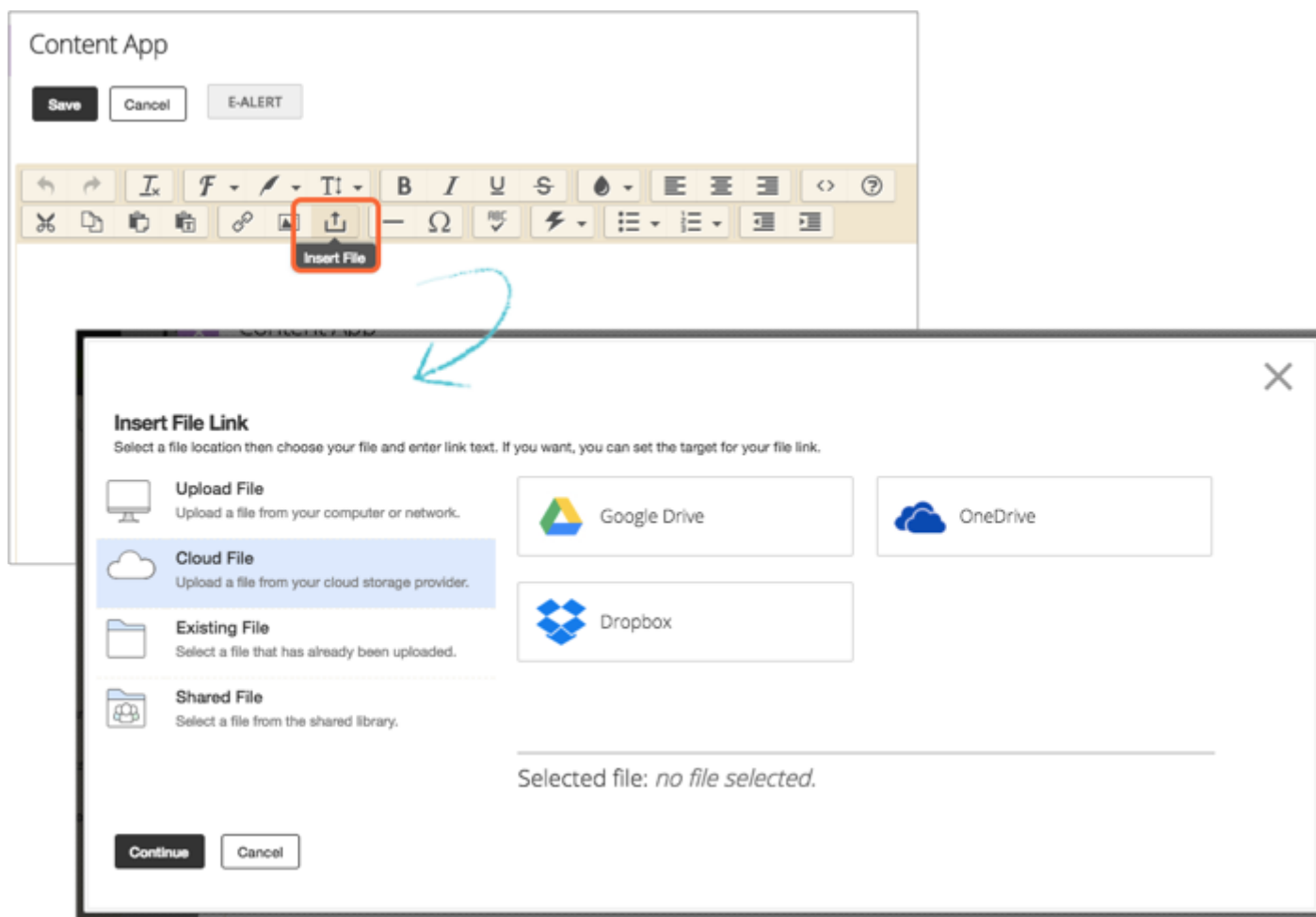
You can now allow users to sign-in with their Google login information. The user's Google email address must be associated with their user account and be unique.



Cloud storage Dropbox integration

Directors and editors can now use Dropbox files and images in their site content. A Dropbox option is included as one of the Cloud File options when inserting a file or image. After users select Dropbox as an option they need to provide their Dropbox login information to access their files.


 When adding a Dropbox file, it is saved to the WCM as a unique copy of the original file. It is not linked to the original file on Dropbox. Edits to one does not change the other.

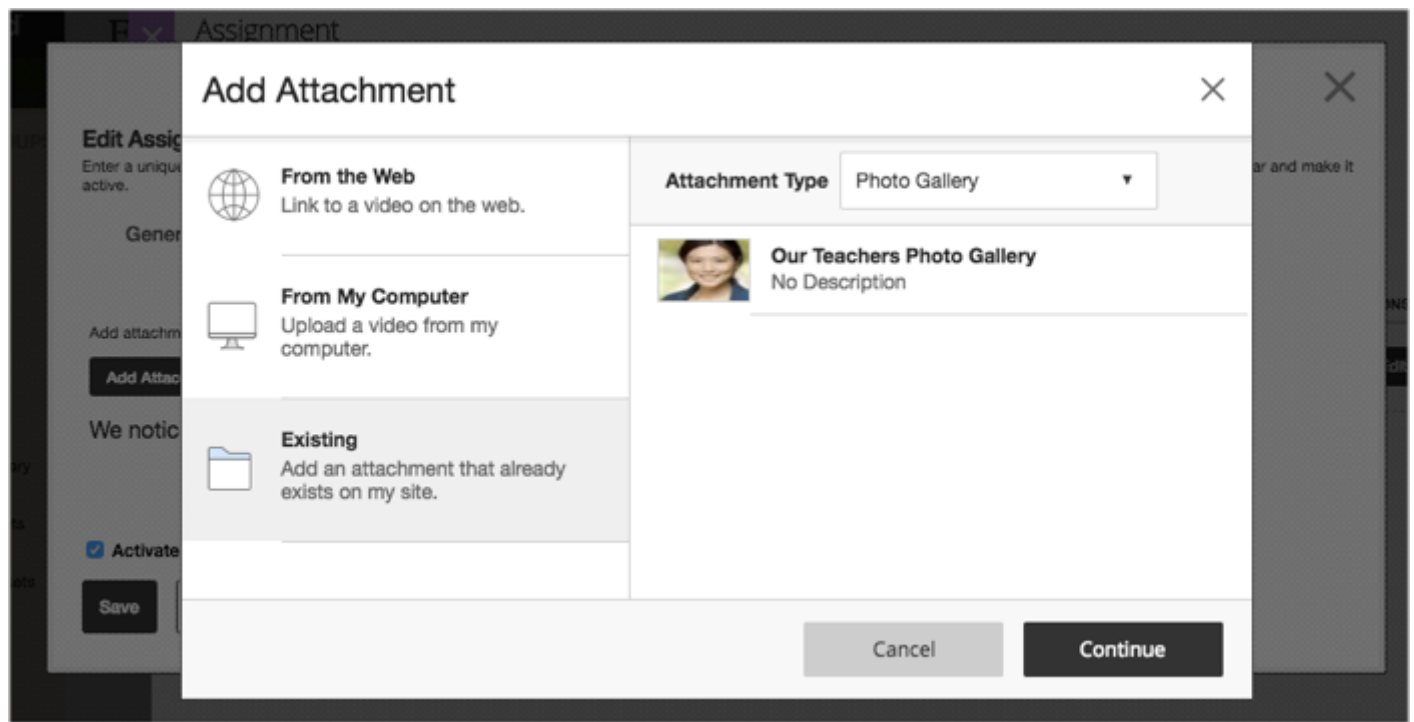


Enhancements to page editing

Attach existing photo galleries and videos

Users can attach already existing photo galleries and videos to the Headlines & Features, Assignment, Article Library, and Blog apps.

 Each time you attach an existing photo gallery or video to an app it becomes a unique item. Any updates you make to the original gallery or video must also be made here.



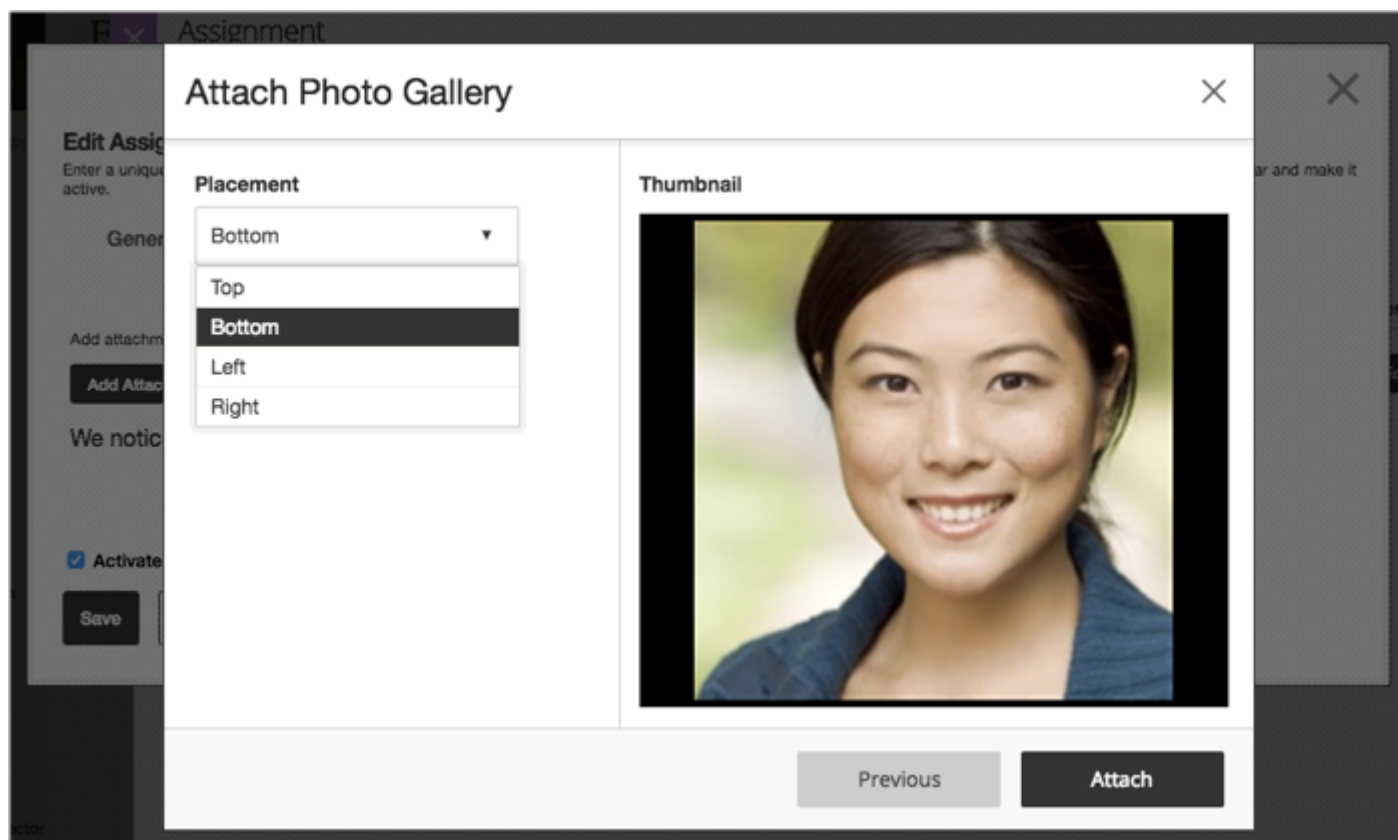
Align the existing attachment to app content

You can also decide where you want the existing attachment to appear. Place the attachment to the top, bottom, left, or right of the app content.

For example, if a you place a photo gallery attachment to the Bottom of an assignment, the gallery appears below the assignment directions.

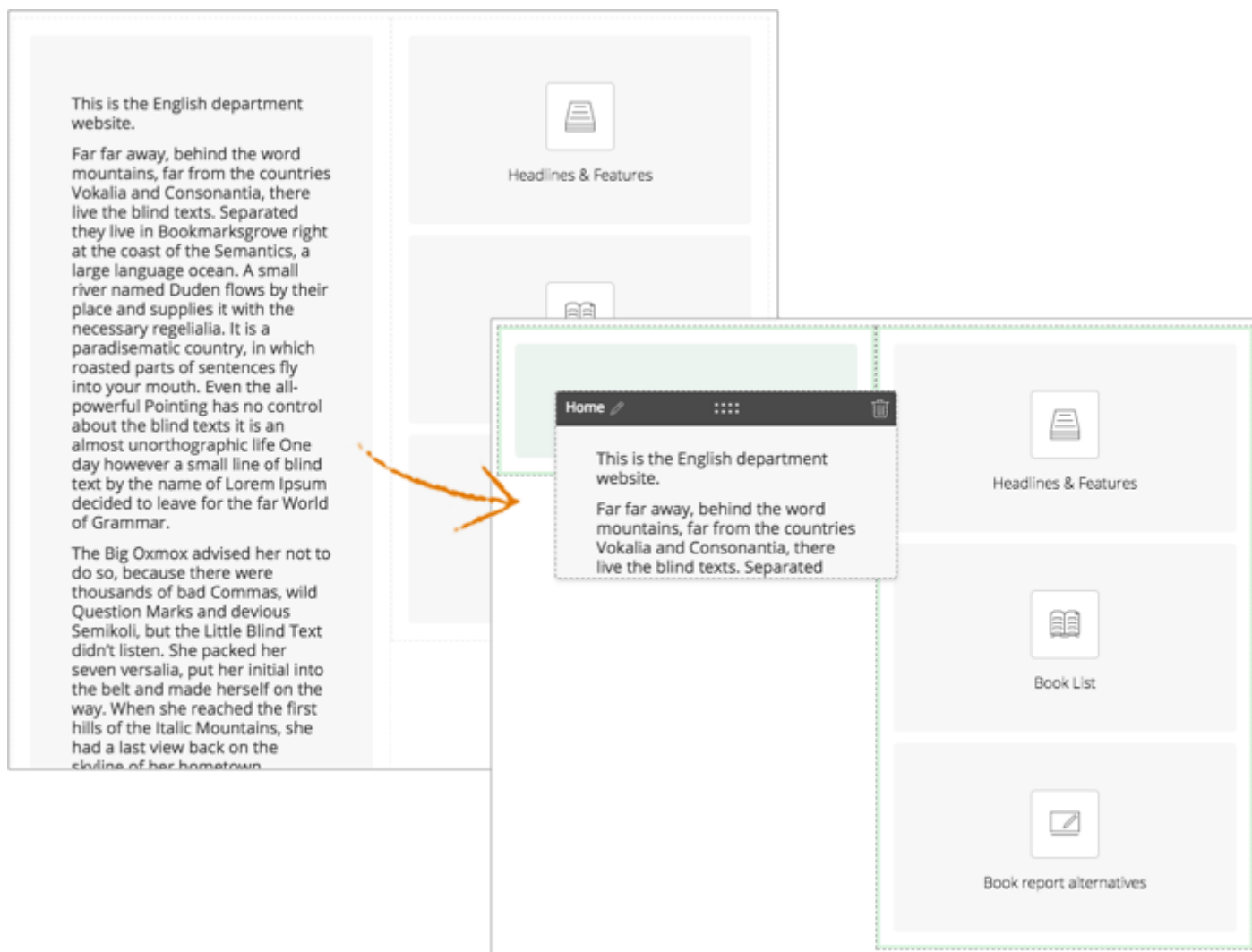


If your page uses a two-column layout or you're on a mobile device, the attachment appears above or below the app content only.




See more of your page layout when moving apps

We've made it easier to see the apps on a page when rearranging them. Now Content apps with a lot of content minimize when moving any app on the page. This helps you see other apps above or below it easier. It also means you don't have to do a lot of scrolling when moving apps on the page.



Decide target window for linked content

When linking to a page on your own site you can decide if you want the linked content to appear on the same page or in a new browser window.

 If you select *New window* as the target window, the linked content may open in a new window or a new tab. This depends on your browser settings.

Insert Link

To map to a site, choose the site. To map to a channel or section, choose the site then the channel or section. To map to a page, choose a site, a channel or section and a page.

- Your Site**
Link to an area of your site.
- Email Address**
Link to an email address.
- Web Address**
Link to a web address.
- Bookmark**
Link to a bookmark on this page.
- Form or Survey**
Link to a form or survey.

Choose a Section
Elementary School Staff Directory

Choose a Page
Elementary School Staff Directory

Text to Display:
Our teachers

Web Address Target: ?
Open in Same Window
Open in New Window

Insert Link **Cancel**

Link to surveys

There is now a *Form or Survey* option available on the *Insert Link* panel. This makes linking to an existing form or survey much easier. Linked forms and surveys open in a new window by default.

Insert Link

To map to a site, choose the site. To map to a channel or section, choose the site then the channel or section. To map to a page, choose a site, a channel or section and a page.

- Your Site**
Link to an area of your site.
- Email Address**
Link to an email address.
- Web Address**
Link to a web address.
- Bookmark**
Link to a bookmark on this page.
- Form or Survey**
Link to a form or survey.

*** Select a survey:**
Please select a survey

Text to Display:

Insert Link **Cancel**

Insert image padding options

You can now add padding to images when using the *Insert Image* wizard. Padding adds space between the image and surrounding content.

✕

Back

Insert Image

Set your image attributes.

Alternative Text: ?

Height (pixels):

Width (pixels):


Alignment:

Default ▾

Border (pixels):

Vertical Padding (pixels):


Horizontal Padding (pixels):

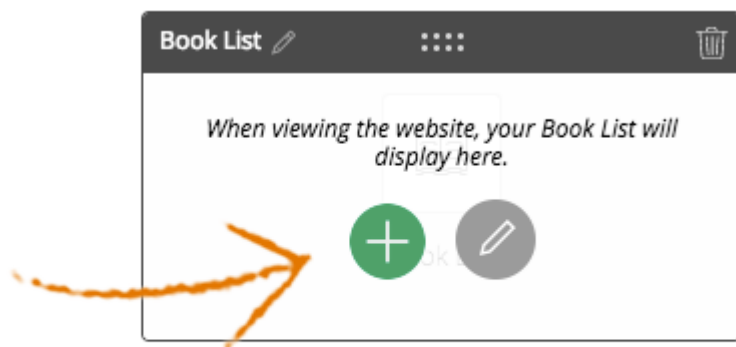


Insert Image Cancel

New page editing quick adds

You can now add calendar events, assignments, lunch menus and books quicker than ever. We've added a quick add button to the Calendar, Assignment, Lunch menu and Book List apps so you can add those items without opening or editing the app.

 *This only adds the basic information for each item. You need to edit the item for more advanced options.*

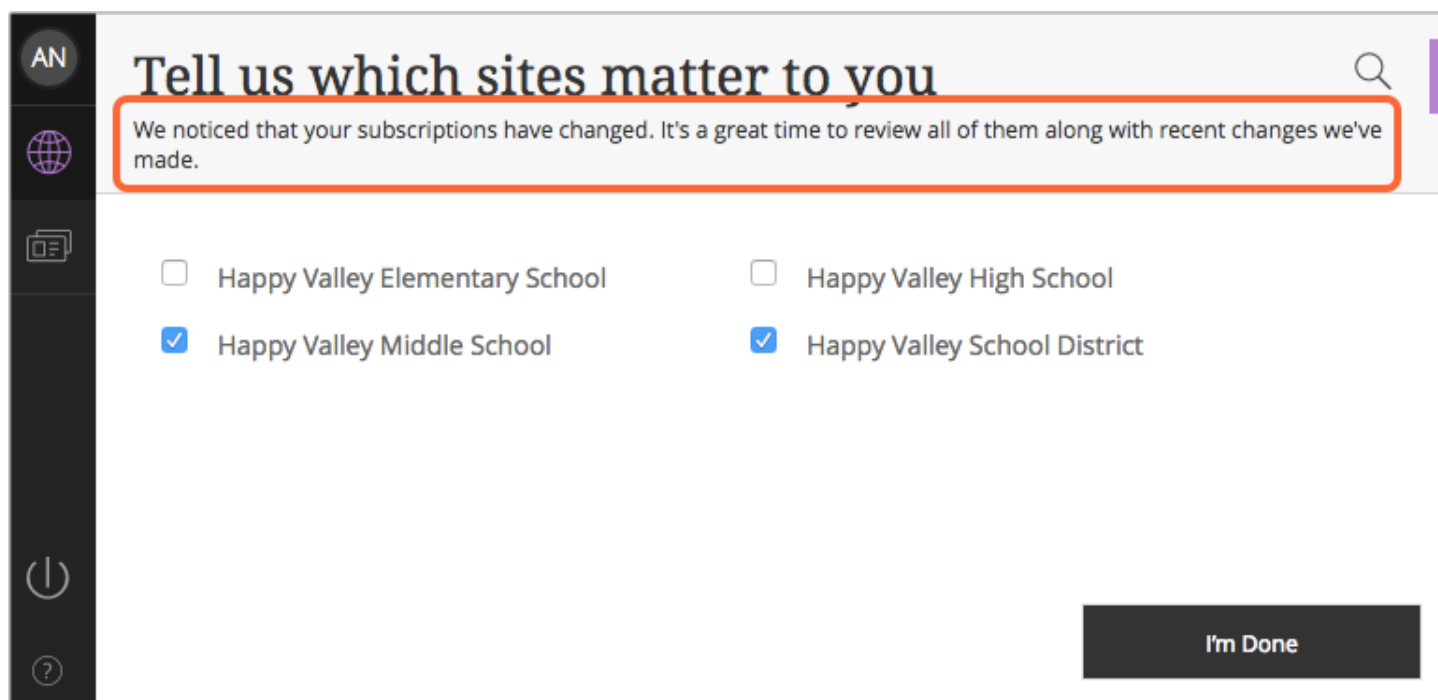


Personalize your dashboard

A user's stream switches schools when they do

Students and their parents move schools during their school career. For example, from elementary to high school. Now when an administrator in the school system adds the student to a new school, the information is passed to the WCM and their activity stream is updated to reflect that.

The next time the user logs in, the user sees the new school information in their activity stream and sees a message telling them of the change.



Users can see alerts and notifications from their dashboard

Users, such as parents, on sites that are integrated with Mobile Communications App (MCA) or Mass Notifications, or both, can see their alerts in *Notifications* in the site Dashboard.

3/20/2018Web Community Manager Release 4 (2.20) | Blackboard Help

The different notification types include: Low Assignment Score, Cafeteria Balance, Class Grade Update, Assignment Graded, and Missing Assignment. Users can select each alert for more information regarding it. For example, if they select the Cafeteria Balance they see the balance for each student they are related to.

AM

Notifications

ALERTS

	Cafeteria balance	2
	Class grade dropped	0
	Low assignment score	0
	Class grade update	0
	Assignment graded	0
	Missing assignment	0

INBOX

		message to all Sep 15	message to all
		app test Sep 15	app test

Paging enhancements for apps with many records

We've updated the look and feel when navigating through apps with many records.

SRobinson@HappyValley.net

Sam Carlson

12345678910...→


Added support for SAML for Active Directory Federation Services ADFS4.0

Active Directory Federation Services (ADFS) is a software component developed by Microsoft. It can be installed on Windows Server operating systems so that users have single sign-on access to systems and applications.

➞ More on setting up ADFS

Resolved issues

We resolved these issues in this release.

 *We've listed the issues as they were originally entered and in the order that they were reported.*

- Page navigation needs to be compliant with the American's Disability Act (ADA).
- User registration need to be compliant with the ADA.
- The Assignments app need to be compliant with the ADA.
- The Article Library needs to be compliant with the ADA.
- Site search needs to be compliant with the ADA.
- The Twitter app needs to be accessible.
- Headlines & Features needs to be compliant with the ADA.
- Announcements needs to be compliant with the ADA. Blogs/Sidebar needs to be compliant with the ADA.
- Comments control needs to be compliant with the ADA.
- Icon font needs to be compliant.
- Channel navigation menu needs to be compliant with the ADA.
- When users press the Down arrow in the Paging control to get to the current page, JAWS is only reading the page number and not the aria label.
- Unable to complete a survey using Internet Explorer® (IE) 11 or Microsoft Edge®.
- Group dropdown is empty in 'Permanently Delete Group' dialog
- Import table isn't refreshed
- TinyMCE – when about button is clicked, console shows three error messages
- Approve Visitor Comments – Dropdowns are not working
- Unable to connect to Facebook in Site Manager
- NPE – Table App – context menu covers text after you highlight it
- Content Contribution – Insert File > Shared and Existing dropdowns are open by default
- Space workspace subheader color is broken.
- Image App: proportions are not displayed correctly
- Relative URLs Not Loading on End User Site
- Forms & Surveys – Error Message When Survey Options Set To 'Display Results Immediately'
- Insert image dialog: check height is done only in one place
- AMS – unable to add or remove app

- Image App wrong values of width and height during inserting
 - Error message when trying to edit a Blog Article or Headline record in classic edit
 - File Library – Clicking Save while the file is uploading will not save the file
 - Space Directory App: App name not reflecting at EU – rendering App type instead
 - Datepicker disappear with whole dialog on ESC
 - Site Manager Sidebar – Section Editor With No Sidebar Is Seeing The Common Tools Pushed Down Screen
 - Update User doesn't remove Passport value
 - Show more button hover style not being restored after first paging click for stream or inbox
 - ADA Tabbing to the x and pressing escape closes all layers
 - About Teacher App – Email Address Field Display Is Missing a Space Between 'Email:' and the Email Address
 - Table App: Tool bar not popping up as expected
 - Dashboard – If user avatar is initials, it is throwing a 404 error when accessing MyAccount
 - Forms/Surveys – after completion message is deleted, saved it cannot be resaved
 - Calendar assets – color picker is cut off when editing a Category at the bottom of a list (Chrome Only)
 - Firefox Only – Firefox is Populating Credentials In the 'FF Save password message panel' with a password of DES: when the Gaggles District Password is empty
 - Forms and Surveys: back button not displaying properly
 - Document Viewer: When file contains two or more spaces the encoding only encodes one space
 - Community editing – Overlays are appearing under editing overlay and dropdown menus aren't populating
 - New Calendar Event dialog uses date from the server
 - Surveys – Misspelling
 - Parent Link – An alert is not appearing on SW site
 - iCal Feed – The event location is not in the iCal feed
 - Calendar – Delete registration from event at bottom of a long list of events in rosters tab causes jump to top of screen IE 11 and Edge
 - JS error after confirm dialog when editing the alias of a subsite
 - Uploading image: no check of border size
 - Announcements app – wrong validation for end dates
 - Create page test – page name contains iFrame
 - Alumni Directory – setting image size on End User doesn't reflect size set in Site Manager
-

Not sure which product?

Blackboard has many products. Let us help you find what you need.

[Find My Product](#)