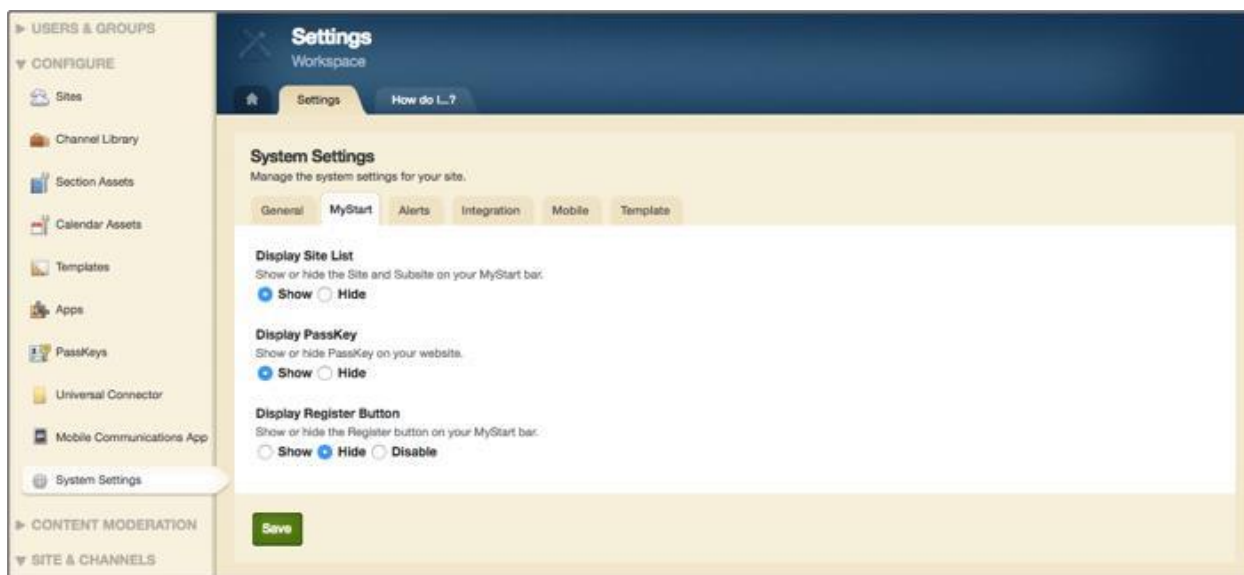


Web Community Manager 2.23 Release Notes

New or Changed Functionality or User Experience

Disable self registration

In previous versions, you only had two options for the Register Button, Show or Hide. We have added an additional option to disable the Register Button, removing the option for self-registration. This removes the Register button from the MyStart Bar.



Social media sharing



There have been some changes to how social media allow content to be shared using their platforms. We have made some changes that allow you to customize the information you share. This new feature allows you to add a Title and Description to be shared with social media. The Image option only appears in the Announcements and Headlines apps. This image is used solely for display on a social media site, it does not appear on your school's site.

When using Meta Images, you need to create your announcement or headline first so there is a record created. Your image then gets uploaded and attached to this record. When you navigate to your social media platforms, simply insert the Share this link found in the record Meta Image settings. We recommend using your social media's validator tool to validate the link before posting. If you have open graph (OG) metatags set up in your template head content, you will need to clear them out.

- <https://developers.facebook.com/tools/debug/sharing/>
- <https://cards-dev.twitter.com/validator>

Web Community Manager 2.23 Release Notes

Meta Image:
Upload a preview image for your announcement record. This image will appear when this announcement is shared on social media. Image must be larger than 200 x 200 pixels. Try to keep your images as close to 1.91:1 aspect ratio as possible to display the full image in News Feed without any cropping.

 400 x 400PNG.png 

Share this:
<https://happyvalleyschools.com//site/default.aspx?PageType=3&DomainID=1338&ModuleInstanceID=14893&ViewID=6446EE88-D30C-497E-9316-3F8874B3E108&RenderLoc=0&FlexDataID=21248&PageID=5277>

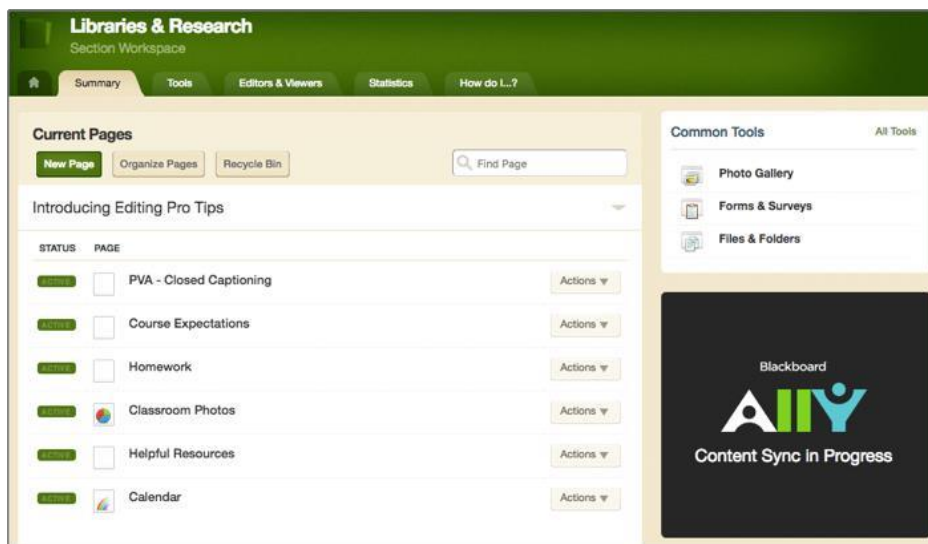
Updated SAML Certificate

We have updated our SAML Certificate to SHA-256. SHA-256 provides more security which reduces the chances of collisions or attacks. We obtained the SHA-256 Certificate and we have placed the code to update it in the code base, so once you update your certificate there won't be any disruption of service and all users will be able to login via SAML.

Updated Ally Widget

Previously, we only showed the Ally widget at the site and district level. With this release, we have added the Ally widget to section levels, so you can see issues specific to each section. The overview link launches the Ally report for each section.

We've also included a new notification in the widget to alert you when your content is syncing with Ally. This image remains on the widget until the sync is complete and the Ally widget gets all the data it needs. This appears at the site and section levels.



Web Community Manager 2.23 Release Notes

Updated Premium Video App

We updated our Premium Video app to include an option to add a closed-caption file. This allows users to select the close caption icon (CC) on the video player to see captions while the video is playing.

Adding new videos in the app allows you the option to upload a closed caption file. This file must be in .vtt format; this format can be created using most text editors. Presently English is the only caption language available. It isn't required to add a caption file.

New Video
Enter your video details.

Record | Display Duration | Tags

* Title:

Description:

Author: Length:

Upload Video to Schoolwires Enter Video Embed Code

* Select video file:
File Types: .avi, .mov, .mpr, .3gp, .flv, .m4v and .wmv
Choose File | No file chosen

Select closed caption file:
File Type: .vtt
Choose File | No file chosen

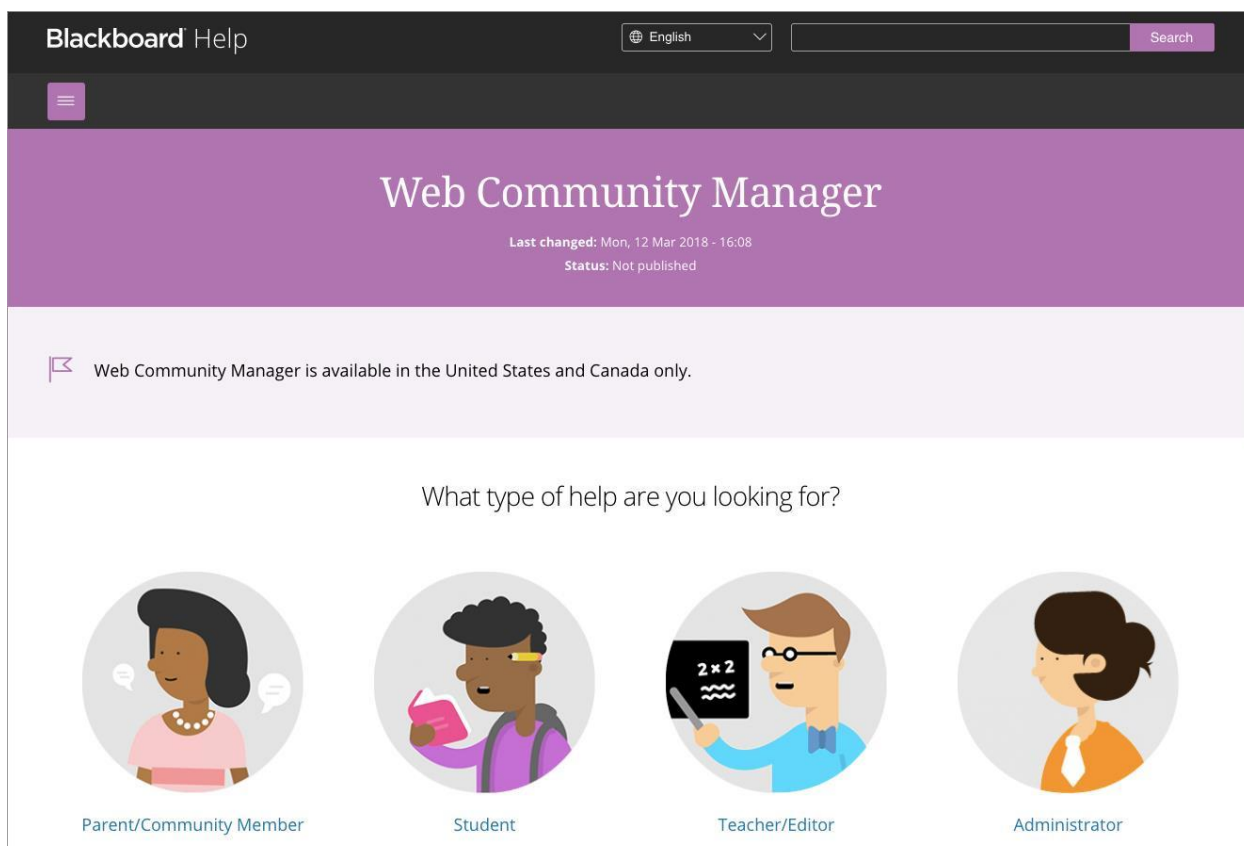
Activate on my page

Save | Cancel | E-Alert

Web Community Manager 2.23 Release Notes

CERC help content migration

We've completed the process of migrating the help information on cerc.blackboard.com to help.blackboard.com. This provides you a new information architecture that makes it easier for you to find your content quickly. The new help site allows you to filter by topic and role and uses automatic personalization to guide you to the content you view the most. In addition, it allows you to print any page as a .pdf document by using the print shortcut demands: ctrl+p on Windows or cmd+p on a Mac.



How do I...? migration

We've also redirected the How do I sections from cerc.blackboard.com to help.blackboard.com. You can now find all the same resources in our new location!

Davis Demographics SchoolSite Locator app

Help your visitors find their school. With the Davis Demographics SchoolSite Locator app visitors enter their address and view the school boundaries for their district. This helps them determine the school boundaries they live in, and which school their students would attend. To learn more, see [Davis Demographics SchoolSite Locator](#).

Web Community Manager 2.23 Release Notes

Resolved Issues

We have resolved the following issues in this release. We've listed the issues as they were originally entered and in the order that they were reported.

<i>Functional Area</i>	<i>Subject</i>
Accessibility	Added header to forgot password page for ADA compliance.
Accessibility	Search box is being tagged as an "unlabeled form element with title".
Accessibility	Left Hand Navigation – ARIA Group/Radiogroup is missing a Name.
Accessibility	Updated clip art images for ADA compliance.
Accessibility	List view page for apps accessed via view more does not have a page title.
Accessibility	Link Library: ID attributes were not unique.
Accessibility	Staff Directory: not meeting ADA Compliance Color Contrast
Accessibility	Edit page: escape key isn't handled by the input field.
Embed	Simple embed does not render when a page has two dismissed onscreen alerts.
Google Analytics	Inaccurate Google Analytics records.
iCal Feed	Limited information being pulled in from iCal feeds.
Photo Gallery	Images uploaded to Photo Gallery are no longer automatically compressed to a smaller size.

Technical Requirements

Here are the [Web Community Manger End-User Technical Requirements](#). The [Blackboard Privacy Policy](#) updated to reflect the Blackboard brand.

Refresh Your Cache

It's always a good practice to clear your browser cache on a regular basis. [Refresh your Cache](#) shows you how to clear your cache in any browser.

Web Community Manager 2.23 Release Notes

Resources and Materials

As always, you can find resources and materials related to this release as well as to the many features and functions on the [Blackboard Help](#) website. [Core Resources](#), [Hot Help Topics](#), [Apps Showroom](#), [Training](#) and [Creative](#)—we've got the information you need to succeed with your Web Community Manager website.