

The image shows two women, one Black and one Asian, looking at a tablet together. The Black woman is pointing at the screen. They are in a bright, indoor setting, possibly a classroom or office. The Blackboard logo is overlaid on an orange square in the top left corner of the image.

Blackboard

ARE YOU PART OF THE UPGRADE CLUB? FIND OUT WHAT YOU'RE MISSING

Overview of the Blackboard Learn™ 9.1 Q2 2016 through Q4 2017 releases

The latest releases for Blackboard Learn 9.1 (the Original experience for managed and self-hosted institutions) have delivered many new features and enhancements that significantly improve:

- Overall quality and infrastructure
- User experience including mobility, accessibility, and look & feel
- Efficiency and ease of use
- Assessment and grading

By upgrading from the Q4 2015 release to the Q4 2017 release of Learn, your institution will benefit from an environment that is easier to use, more responsive on mobile devices, higher quality, and more powerful – which means happier, more successful educators and students.

The following release highlights were delivered in the Q4 2017, Q2 2017, Q4 2016, and Q2 2016 releases.

Quality & Infrastructure

We have doubled down on our commitment to delivering strong product quality and providing a stable, reliable experience for educators and students using Learn. In these releases, we have:

- Addressed the top client-reported issues that were affecting the largest number of users
- Updated the technology that Learn runs on to ensure a stable and secure product, including JAVA, Tomcat, SCORM engine, BIRT reporting engine, ActiveMQ, and more
- Made changes to simplify Learn upgrades and make them more reliable, including:
 - Introducing a new installer
 - Reducing code dependency issues that were found in prior maintenance processes to improve stability
 - Improving the maintenance process so that more requested fixes can be delivered more quickly to currently supported versions
 - Reducing downtime for upgrades and server startups
- Introduced support for Caliper Analytics (a standard from IMS Global for exchanging activity data for analytics purposes)
- Introduced support for REST APIs and made additional REST services available with each release

User Experience



- **Learn 2016 theme with greater responsiveness** (introduced in Q2 2016, enhanced in Q4 2016, Q2 2017, & Q4 2017) – Modernize the overall look and feel of Learn with this new, optional theme. Updated colors, fonts, and spacing provide greater consistency between Learn, Collaborate, and our mobile

apps. Plus, greater responsiveness of the interface provides a more enjoyable mobile experience. Each release has introduced responsiveness to additional areas of Learn. For example, in the Q4 2017 release, system and course level navigation as well as blogs and journals were optimized for mobile devices.


- **Blackboard Ally, a solution for better accessibility** (Q2 2017) – Greatly improve content accessibility by integrating this new service into Learn. Ally provides instructors an accessibility score for their content and suggests ways to improve the accessibility of materials. Students can download automatically-generated alternative versions of uploaded files, such as accessible HTML, digital braille, and audio format files.

Administrators can view accessibility scores of materials across courses and track changes over time to plan, measure, and improve accessibility. Blackboard Ally license is required.

- **Additional accessibility enhancements** (Q2 2016 and Q4 2017) – Additional ARIA landmarks have been added, first-time user overlay has been removed, and screen reader updates have been made—all to improve accessibility for users.

- **Chemistry notation support** (Q4 2017)

The math editor found in the Content Editor now includes tools specific to chemistry, like an embedded periodic table of elements.

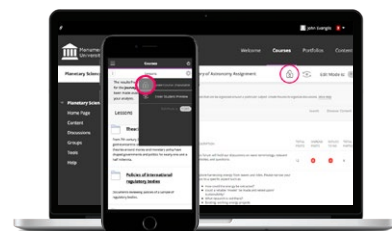


- **Blackboard app download module** (Q4 2017) – Increase student engagement by driving adoption of the Blackboard app for students. A new module called “Download Blackboard’s Student App Today” helps students discover and quickly download the app.
- **Collaborate Ultra sessions for groups** (Q4 2017) – Improve collaboration among students in a group by adding real-time, face-to-face web conferencing functionality. Instructors can choose to add Collaborate Ultra sessions to Group pages. Blackboard Collaborate license is required.

Efficiency

- **Course availability status** (Q4 2017)

From the main course view, instructors and other privileged users can now easily see the availability of the course to students and quickly change the availability, saving both time and effort.



- **Discussion board “replies to me”** (Q4 2017) – Keeping up with large discussion board forums is made easier by giving users a “New Reply” count and filter so unread replies to their posts can be easily identified and read.
- **Learning Tools Interoperability (LTI) deep linking** (Q4 2017) – The Content Item Message specification is now supported, offering users a more seamless experience when linking or integrating with tool



providers who also support this standard. Instructors and course designers can create links to specific resources without knowing and specifying resource IDs. Instead, they can launch into the tool provider's user experience, select resources to add to their course, and the individual links are created in the correct place in the course. Students clicking the links will be taken directly to the specific resource rather than to a generic tool page for the tool provider.

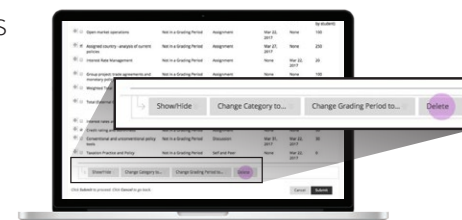
- **LTI improved launch experience** (Q4 2017) LTI links now open in a lightbox within the course, rather than directing users to a new window or tab, creating a more seamless workflow for students.
- **Email tool recipient permissions** (Q4 2017) Administrators now have greater control in defining the extent to which students in courses can contact one another using the Email tool. This eliminates the burden on instructors and drives greater efficiency for administrators.
- **Drag and drop files** (introduced in Q4 2016, enhanced in Q2 2017) – When instructors create content items, assignments, and web links, they can quickly and easily drag files from their desktop to the “hot spot” in the Attach Files area. Students can drag files to upload when they submit assignments. The drag and drop capability has been added to the Content Collection, content editor, blog, journal, and portfolio features. If the browser allows, users can also drag a folder of files and the files will upload individually.
- **Grades Journey enhancement** (Q4 2016) With this enhancement, the exchange of assignment and grade data between your SIS and Learn is made even easier. Improvements have been made to how users manage grade columns and read grade data from merged sections. Plus, institutions

using flat file or REST in addition to LIS integration types can now retrieve just the external grade column. New column filtering and column mapping capabilities also make it easier to integrate with various student information systems.

- **Dropbox integration** (Q4 2016) – Using this new cloud service integration, instructors and students can link to their Dropbox content directly from Learn using the mashup menu found in most content creation workflows.
- **Course activity report enhancement** (Q4 2016) – To better support instructors with large enrollment courses, this report can now be filtered to break down the calculations of student activity by course groups.

Assessment & Grading

- **Delete multiple gradebook columns** (Q4 2017) – The #1 requested feature in our Spring voting on the Community Site, instructors can now delete multiple gradebook columns at once making managing the gradebook even easier. When deleted, manual and calculated columns are removed completely; columns associated with gradable items are cleared of attempt and grade data, but remain in the Grade Center.
- **Grade display standardization** (Q4 2017) – To provide greater consistency, all gradebook columns (online and downloads) and My Grades now support up to five decimal points, are not rounded, and are consistent for all display types (score, percentage, letter grade).



- **Submission receipts** (introduced in Q4 2016, enhanced in Q2 2017) – Keep track of all student submissions, regardless of whether the attempt or assignment is deleted or the submission history is changed. A submission receipt gives students assurance about their work and can provide evidence for academic disputes. Students can receive a notification email for each assignment attempt with information about the submission including attached files. Students can also access receipts at any time on the My Grades page.
- **Outcomes Assessment: evidence sampling by demographic** (Q2 2017) When collecting and sampling previously-submitted student assignments for a secondary program evaluation process, assignments can now be sampled by student demographic information. Assessment coordinators can sample by the education level field or institution roles. Sampling by institution roles allows Boolean AND/OR selection for enhanced search.
- **Missing coursework reminders** (Q4 2016) Instructors can send email reminders from Grade Center columns to students and members of groups who have missing coursework. Students receive a system-generated email that lists the course, coursework, and due date.
- **Needs grading improvements** (Q4 2016) When multiple-attempt assessments are set to calculate using the first or last attempt, a new filter is available both in the Needs Grading workflow as well as within the Grade Center to show or hide other non-counted attempts. Attempts that won't calculate towards the assessment grade are indicated with an icon.
- **MOSAIC & O*NET standards** (Q2 2016) For institutions who wish to evaluate student work or align their curriculum against either the Multipurpose Occupational Systems Analysis Inventory - Close-Ended (MOSAIC) or Occupational Information Network (O*NET) competencies, these competencies are available for download.
- **VALUE rubrics** (Q2 2016) – As part of the Association of American Colleges & Universities' (AAC&U's) Liberal Education and America's Promise (LEAP) initiative, the VALUE rubrics contribute to the national dialogue on assessment of college student learning. Educational professionals from over 100 higher education institutions collaboratively developed 16 VALUE rubrics to use the most frequently identified characteristics for measuring success in key learning outcomes. Each rubric has been built and formatted appropriately so it can be imported to your courses and used anywhere you can align and evaluate with rubrics today.

For more details on the contents of each release, see the Release Notes on help.blackboard.com. Visit the [Blackboard Community](#) Site to join other institutions in the [Upgrade Club](#). Plus, provide your product suggestions and vote on ideas for our upcoming releases in the [Blackboard Idea Exchange](#).

Blackboard.com

Copyright © 2017. Blackboard Inc. All rights reserved. Blackboard, the Blackboard logo, Blackboard Web Community Manager, Blackboard Mobile Communications App, Blackboard Mass Notifications, Blackboard Social Media Manager, Blackboard Collaborate are trademarks or registered trademarks of Blackboard Inc. or its subsidiaries in the United States and/or other countries. Blackboard products and services may be covered by one or more of the following U.S. Patents: 8,265,968, 7,493,396; 7,558,853; 6,816,878; 8,150,925