

# Learn SaaS Release Notes - v2015.11.0 and v2015.10.0

---

## On this page

[New features in the Ultra Course View](#)

[Content Market](#)

[How do I find available publishers?](#)


[Learning Tools Interoperability \(LTI\)](#)

[Books and tools](#)

[Highlighted maintenance updates](#)

## Related pages

- [1. Release Notes for Learn SaaS](#)
- [2. Learn SaaS Release Schedule](#)
- [3. About SaaS Deployment](#)

 *Looking for the latest release information? Check out the [Blackboard Learn SaaS release notes feed](#).*

- Continuous delivery release v2015.11.0 for [Standard SaaS customers](#)
- Test environments updated approximately March 16, 2016
- Production environments were updated approximately March 22, 2016
- Continuous delivery release v2015.10.0 for [Standard SaaS customers](#)
- Test environments updated approximately February 29, 2016
- Production environments were updated approximately two weeks later

This release contains new features that provide more options for adding course content in the Ultra Course View. It also contains about 75 maintenance items, including updates to LIS 2.0 and Original and Ultra Course Views.

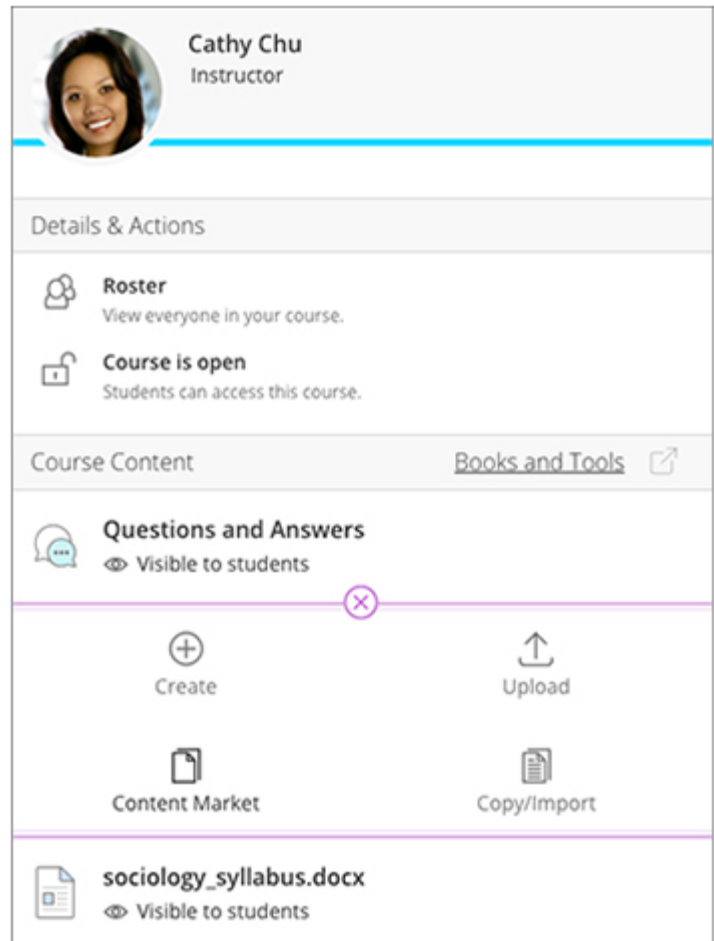
[New features](#) | [Maintenance updates](#)

# New features in the Ultra Course View

## Content Market

Instructors: now you can easily find and add external content to your Ultra course, such as materials, assessments, and e-books, from Blackboard publisher partners. The [Content Market](#) is designed to be your one-stop shop for educational content. The content you select will be seamlessly presented to your students on their Course Content page.

1. To explore this new feature from the Course Content page, select the Plus icon, then **Content Market**.
2. In the list of content providers, select the one you're interested in. A privacy disclaimer may appear asking you to authorize the provider to access certain user information, such as your name and email address. Your institution may choose to automatically share your user information with content providers.
3. Select **Launch** and you're brought to the content provider's site. You may need to log in with credentials provided by your institution.
4. Browse and add the content you like!



## How do I find available publishers?

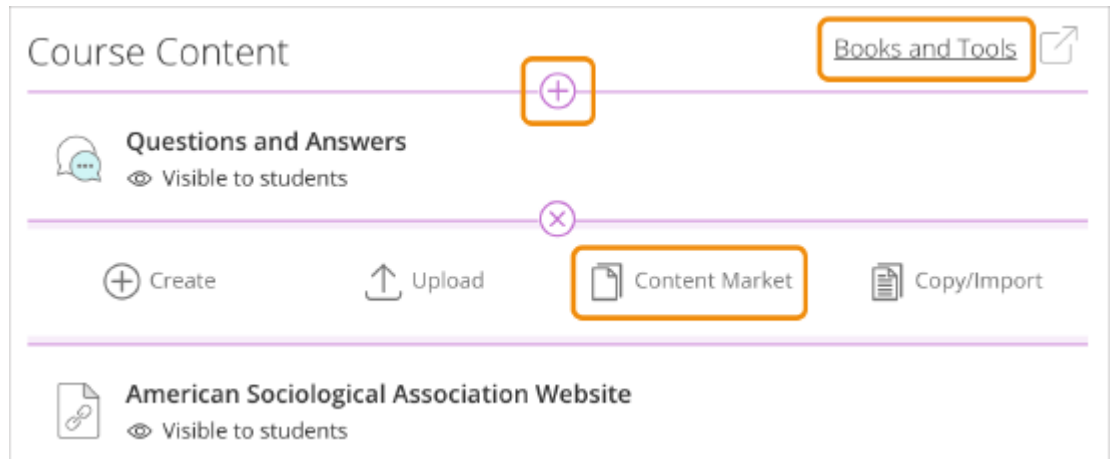
The Content Market gives you access to many of the same publishers that are part of the Blackboard Partner Cloud, such as Macmillan, Jones & Bartlett, and Chegg Study. Thanks to them, you can pick from a wide array of valuable content that is routinely updated and delivered to Blackboard Learn. Your system administrator works with the publishers to establish the connections. All you need to do is browse providers and find what works best for your course.


For more information, visit [Blackboard Partner Cloud](#).

# Learning Tools Interoperability (LTI)

You can also add content to your course through the LTI feature, which gives you access to external content tools. One example is Microsoft OneNote, which you can use to provide a shared class notebook.


Want to add a tool to your course that can be integrated using the LTI standard? Select the Plus icon, then **Create**, then **Teaching Tools via LTI Connection**.



 You may need to configure parameters required by the tool provider. Depending on your administrator's settings, your institution may also need to approve new tools first.

## Books and tools

On the Course Content page, this navigational element offers Instructors and Students access to specialized tools provided by paired publishers (or available through the LTI function).

 Currently, some partner content providers are only available in the Original Course View. These include Cengage Learning MindLinks™, McGraw-Hill Higher Education, Pearson's MyLab & Mastering, Bookshelf by VitalSource Technologies and WileyPLUS.

## Highlighted maintenance updates

| Name                               | Description  |
|------------------------------------|--|
| LIS 2.0 Updates                    | Updates were made to LIS 2.0, including support for multi-column grades exchange. Previously, the LIS implementation did not allow an external system to properly configure gradebook columns for settings as visibility and column type. Some vendors, such as Oracle SAIP, Ellucian solutions, and Tribal, also indicated that the sent values were not in expected formatting. The technical improvements in this release address these issues. |
| Assessments (Original Course View) | An issue with assessment data loaded through the cache caused recently modified test questions to be marked as incorrect. As a result, students' answers needed to be manually adjusted by instructors. This client-reported issue only impacted schools using an Oracle database and is now resolved.   |

| Name  | Description   |
|---|---|
| Discussions<br>(Original Course View)                 | An issue in the Original Course View affected users' ability to access discussion board attachments after courses were archived (or exported), then resorted (or imported). Student users who could access attachments prior to the course's restoration were no longer able to open the same attachments in the restored course. This issue also impacted courses after the entire system was upgraded to the 9.1 October 2014 release. This client-reported issue has been resolved.  |
| Grade Center<br>(Original Course View)                | <p>1. A bug in the Original Course View caused the wrong letter values to display when grades were downloaded onto a spreadsheet, even though the correct letter appeared in the Grade Center. On exported spreadsheets, the next value down in the grading schema was displaying instead.</p> <p><i>Example: A grade of 77/100 displayed as a C+ in the Grade Center, but the downloaded spreadsheet indicated a C in letter grade display.</i></p> <p>2. An issue in the Original Course View resulted in the duplication of the Total/Weighted Total columns in the Grade Center. This only affected courses copied through SIS Flat File.</p> <p>These client-reported issues have been resolved.</p> |
| Multi-Course Reporting<br>(Original Course View)      | A bug inadvertently excluded student submissions from the Multi-Course User Participation Report when a course was copied to another course, due to a timestamp issue. This client-reported issue has been resolved.  |
| YouTube: Record from Webcam<br>(Original Course View) | <p>Since Google removed YouTube's Record from Webcam feature, the Content Editor has been updated with the following changes:</p> <ul style="list-style-type: none"> <li>• The YouTube icon image has been changed.</li> <li>• The Alt Text now reads: "Browse My YouTube Videos"</li> <li>• The Record tab has been removed and all users are now defaulted to the Browse tab to search existing videos.</li> </ul>  |
| Calendar<br>(Ultra Course View)                       | Users who rely on keyboard navigation experienced the keyboard focus returning to the wrong place after adding a new calendar event in the Ultra Course View. This issue has been resolved.   |
| Assignments<br>(Ultra Course View)                    | A bug in the Ultra Course View prevented students from submitting assignments if their instructor gave them a grade, then quickly cleared the grade without posting it. It was not clear to the instructor that the student was being prevented from submitting his assignment. This issue has been resolved.   |